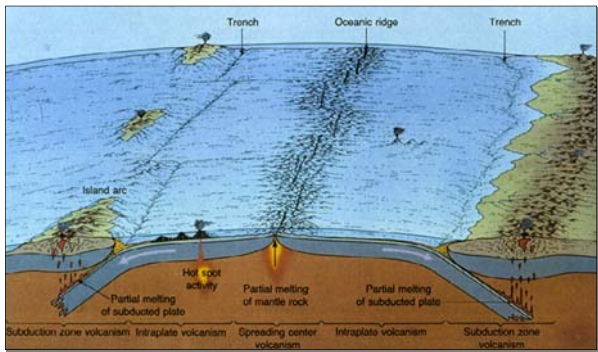


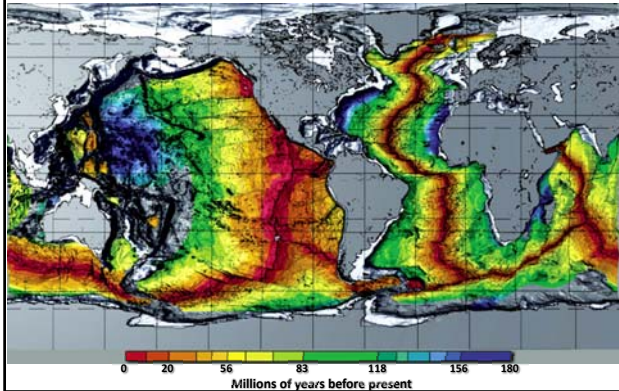
Earth's dynamism is driven by a convecting mantle.




Transform faults are associated with mid-ocean ridges and indicate the direction of motion.



The age of the ocean floor attests to symmetrical spreading along ridges.



The Hawaiian-Emperor chain is a result of the Pacific plate moving northwest over a hot spot.



The San Andreas fault is an extended transform fault.



Plate boundaries:
divergent
transcurrent
convergent

A tectonic cross-section through the USA.

