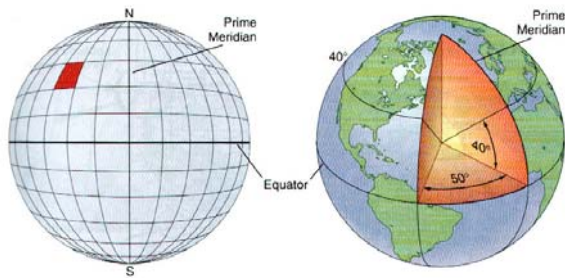
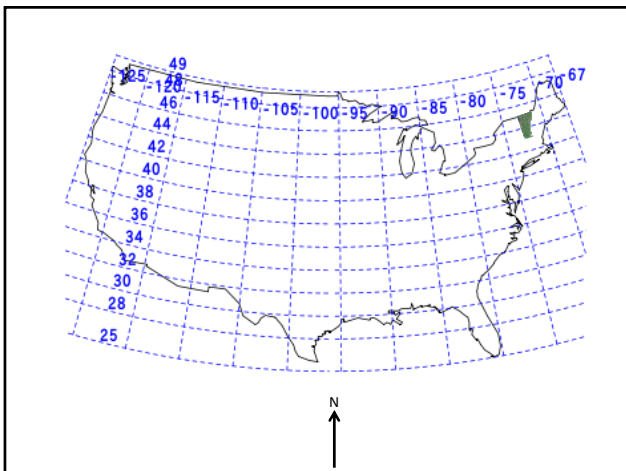
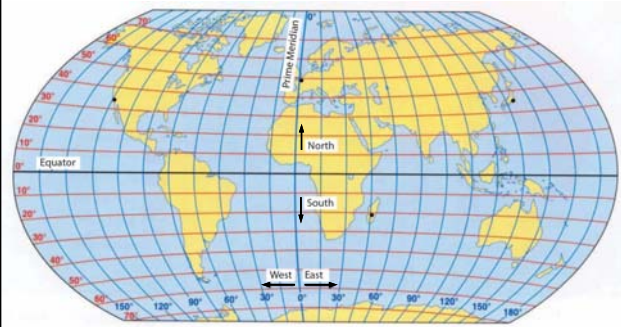


Latitude: vertical angle, north and south, from 0-90°.
Longitude: horizontal angle, east and west, from 0-180°.



simulator

Latitude: vertical angle, north and south, from 0-90°.
Longitude: horizontal angle, east and west, from 0-180°.



Hold a watch with 12:00 at the left. Move your arm so the hour hand points at the sun. The direction halfway between the hour hand and the 12 is south.

